Trauma

Trauma quality program works to elevate the quality of care for trauma patients in our trauma center. The program accomplishes its work by collecting data from our trauma center, providing feedback about our center's performance, and identifying institutional characteristics that the trauma center staff can implement to improve patient outcomes.

Designations & Awards

☆ Designations

ACS verified Level 1 Adult Trauma Center

State designated Level 1 Trauma Center

Mortality Rates

Trauma patient which disposition was expired or transferred to hospice care. How this page works >>

Measure	Ryder Trauma Center	Other Similar Hospitals in TQIP	More Info
Risk adjusted mortality for observed patients at Ryder Trauma Center.	 9.9 %	9.8 %	**Lower is Better** **0.1 % Higher** than Other Similar Hospitals in TQIP. Date Range: 10/2019 - 09/2020
Risk adjusted mortality for blunt multisystem injury patients at Ryder Trauma Center.	 20.9 %	20 %	**Lower is Better** **0.9 % Higher** than Other Similar Hospitals in TQIP. Date Range: 10/2019 - 09/2020
Risk adjusted mortality for penetrating injury patients at Ryder Trauma Center.	 13.4 %	11.4 %	**Lower is Better** **2 % Higher** than Other Similar Hospitals in TQIP. Date Range: 10/2019 - 09/2020
Risk adjusted mortality for shock injury patients at Ryder Trauma Center.	 33.3 %	30.6 %	**Lower is Better** **2.7 % Higher** than Other Similar Hospitals in TQIP. Date Range: 10/2019 - 09/2020

Risk adjusted mortality for severe TBI injury patients at Ryder Trauma Center.	 47.2 %	47.2 %	**Lower is Better** Date Range: 10/2019 - 09/2020

Complication Rates

Presence of relevant National Trauma Data Standard Hospital Complication. **How this page works »**

Measure	Ryder Trauma Center	Other Similar Hospitals in TQIP	More Info
Risk adjusted complications for acute kidney injury patients at Ryder Trauma Center.	1.9 %	1.1 %	**Lower is Better** **0.8 % Higher** than Other Similar Hospitals in TQIP. Date Range: 10/2019 - 09/2020
Risk adjusted complications for pulmonary embolism patients at Ryder Trauma Center.	1.5 %	0.7 %	**Lower is Better** **0.8 % Higher** than Other Similar Hospitals in TQIP. Date Range: 10/2019 - 09/2020
Risk adjusted complications for surgical site infection patients at Ryder Trauma Center.	0.2 %	0.6 %	**Lower is Better** **0.4 % Lower** than Other Similar Hospitals in TQIP. Date Range: 10/2019 - 09/2020
Risk adjusted complications for unplanned ICU admission patients at Ryder Trauma Center.	3 %	2.2 %	**Lower is Better** **0.8 % Higher** than Other Similar Hospitals in TQIP. Date Range: 10/2019 - 09/2020
Risk adjusted complications for unplanned return to OR patients at Ryder Trauma Center.	1.7 %	1.3 %	**Lower is Better** **0.4 % Higher** than Other Similar Hospitals in TQIP. Date Range: 10/2019 - 09/2020
Risk adjusted complications for Urinary Tract Infections in patients at Ryder Trauma Center.	0.3 %	0.2 %	**Lower is Better** **0.1 % Higher** than Other Similar Hospitals in TQIP. Date Range: 10/2019 - 09/2020

Risk adjusted complications for Ventilator Associated Pneumonia in patients at Ryder Trauma Center.



Lower is Better

2.7 % Higher

than Other Similar Hospitals in TQIP.

Date Range:
10/2019 - 09/2020

Overall Median Length Of Stay

The center's median length of stay **How this page works »**

Median length of stay (days) for patients at Ryder Trauma Center.



Lower is Better

2 Days Higher

than Other Similar Hospitals in TQIP.

Date Range:
10/2019 - 09/2020

Median length of stay (days) for blunt multisystem patients at Ryder Trauma Center.



Lower is Better

4 Days Higher

than Other Similar Hospitals in TQIP.

Date Range:
10/2019 - 09/2020

Median length of stay (days) for penetrating injury patients at Ryder Trauma Center.



Lower is Better

1.5 Days Higher

than Other Similar Hospitals in TQIP.

Date Range:
10/2019 - 09/2020

Median length of stay (days) for shock injury patients at Ryder Trauma Center.



Lower is Better

4 Days Higher

than Other Similar Hospitals in TQIP.

Date Range:
10/2019 - 09/2020

Median length of stay (days) for severe TBI patients at Ryder Trauma Center.



Lower is Better

3 Days Higher

than Other Similar Hospitals in TQIP.

Date Range:
10/2019 - 09/2020

Median length of stay (days) for isolated hip fracture patients at Ryder Trauma Center.

Lower is Better

1 Day Higher

than Other Similar Hospitals in TQIP.

Date Range:
10/2019 - 09/2020



ICU Median Length Of Stay

The median length of stay for patients requiring intensive care unit care. How this page works »

Median length of stay (days) for ICU patients at Ryder Trauma Center.



Lower is Better

2 Days Higher

than Other Similar Hospitals in TQIP.

Date Range:
10/2019 - 09/2020

Median length of stay (days) for blunt multisystem ICU patients at Ryder Trauma Center.



Lower is Better

2 Days Higher

than Other Similar Hospitals in TQIP.

Date Range:
10/2019 - 09/2020

Median length of stay (days) for penetrating injury ICU patients at Ryder Trauma Center.



Lower is Better

1 Day Higher

than Other Similar Hospitals in TQIP.

Date Range:
10/2019 - 09/2020

Median length of stay (days) for shock injury ICU patients at Ryder Trauma Center.



Lower is Better

5 Days Higher

than Other Similar Hospitals in TQIP.

Date Range:
10/2019 - 09/2020

Median length of stay (days) for severe TBI ICU patients at Ryder Trauma Center.



Lower is Better

3 Days Higher

than Other Similar Hospitals in TQIP.

Date Range:
10/2019 - 09/2020

Median length of stay (days) for isolated hip fracture ICU patients at Ryder Trauma Center.



Lower is Better

Date Range:
10/2019 - 09/2020

Mechanical Ventilator

Number of days of mechanical ventilation for patients requiring ventilatory support. How this page works »

Measure	Ryder Trauma Center	Other Similar Hospitals in TQIP	More Info
Median duration of mechanical ventilation (days) for patients at Ryder Trauma Center.	4 Days	3 Days	**Lower is Better** **1 Day Higher** than Other Similar Hospitals in TQIP. Date Range: 10/2019 - 09/2020
Median duration of mechanical ventilation (days) for blunt multisystem patients at Ryder Trauma Center.	6 Days	5 Days	**Lower is Better** **1 Day Higher** than Other Similar Hospitals in TQIP. Date Range: 10/2019 - 09/2020
Median duration of mechanical ventilation (days) for penetrating injury patients at Ryder Trauma Center.	2 Days	2 Days	**Lower is Better** Date Range: 10/2019 - 09/2020
Median duration of mechanical ventilation (days) for shock injury patients at Ryder Trauma Center.	4 Days	3 Days	**Lower is Better** **1 Day Higher** than Other Similar Hospitals in TQIP. Date Range: 10/2019 - 09/2020
Median duration of mechanical ventilation (days) for severe TBI patients at Ryder Trauma Center.	5 Days	4 Days	**Lower is Better** **1 Day Higher** than Other Similar Hospitals in TQIP. Date Range: 10/2019 - 09/2020
Median duration of mechanical ventilation (days) for Isolated Hip Fracture patients at Ryder Trauma Center.	2.5 Days	2 Days	**Lower is Better** **0.5 Days Higher** than Other Similar Hospitals in TQIP. Date Range: 10/2019 - 09/2020

*This report allows centers to compare their outcomes against a common standard. However, it is possible that factors other than quality of care may influence the risk-adjusted rates.

**Data refers to severely injured patients, not all patients.

Patient level criteria (must meet all the following):

- Age greater than or equal to 16 years
- Blunt or penetrating trauma, or abuse of any trauma type (derived from submitted External Cause Code)
- At least one AIS 05/08 injury with severity between 3 – 6 in AIS body regions 1 – 8
- Admitted patients (Hospital Discharge Disposition other than Not Known/Not Recorded or Not Applicable), or patients who died in the ED (ED Discharge Disposition = Deceased/Expired)
- *Exclude* patients with a pre-existing advanced directive to withhold life sustaining interventions
    - *Exclude* patients with the following combinations of Initial ED/Hospital vitals: o SBP=0, and pulse=0, and GCS motor=1
    - o SBP=NK/NR, and pulse=0, and GCS motor=1
    - o SBP=0, and pulse=0, and GCS motor=NK/NR
    - o SBP=0, and pulse=NK/NR, and GCS motor=1
    - o SBP = NK/NR, and pulse = 0, and GCS 40 motor = Not Testable
    - o SBP = 0, and pulse = NK/NR, and GCS 40 motor = Not Testable
    - o SBP = 0, and pulse = 0, and GCS 40 motor = Not Testable
- *Exclude* patients with severe burns (as defined in TQIP Reporting Code Sets)

Jackson
HEALTH SYSTEM
PUBLIC HEALTH TRUST
Miracles made daily.